


Kids' E-Passport Activity Book



UNIVERSITY OF
TORONTO

Real live activities to go with that virtual fun.

How do you like Kids' E-Passport so far? Bet it's a blast filling your own cavities, taking fingerprints and building space rovers. So why stop now? Keep learning and doing with some cool activities based on the Kids' E-Passport videos. You'll need a pencil or pen or something. This activity book is old school.



This super amazing activity book belongs to:

(Show what you look like on Zoom.)



Name: _____

Age: _____

Grad year of your grown-up: _____


The subject your grown-up studied at U of T: _____

The one thing from Kids' E-Passport you won't forget. Ever: _____

If you could create a new planet,
what would you call it?

Who or what would live on it?

What would it look like?



Fill in the formula!

(Sir Isaac Newton would be proud.)

1. Red + _____ = Orange

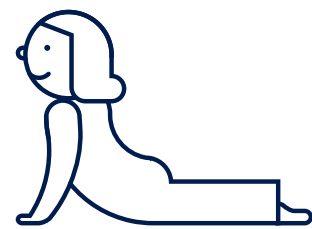
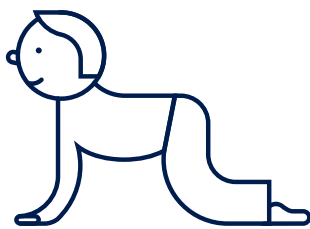
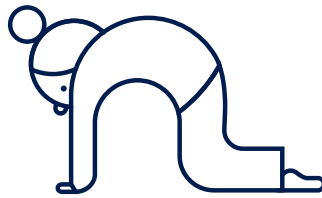


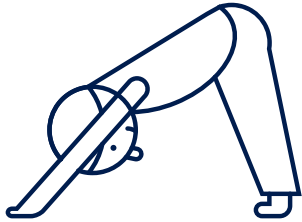
2. _____ + _____ = Purple

3. Blue + _____ = Colour of the
Little Mermaid's tail

4. _____ + _____ = Mud

Give these yoga poses a try:


(with grown-up supervision, of course)



Now...SNACK BREAK!!!

(On the advice of U of T's Department of Nutritional Science)

Draw your space rover.

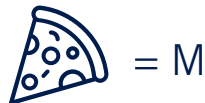
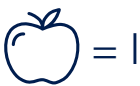
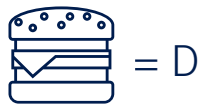


Hey, secret agent!
Solve this cryptogram.

7



!



Great seeing
you online, kids!

Hope to
see you next
year at UofT
Alumni Reunion.
In person.



Imagine that!

